

SUTAB

The Dosing Regimen

SUTAB is a split-dose (2-Day) regimen. A total of 24 tablets is required for complete preparation for colonoscopy. You will take the tablets in two doses of 12 tablets each. Water must be consumed with each dose of SUTAB, and additional water must be consumed after each dose.

Dose 1 On the Day Prior to Colonoscopy

Take the tablets with water At 6pm the evening before your colonoscopy

1. Open 1 bottle of 12 tablets
2. Fill the provided container with 16 ounces of water (up to the fill line). Swallow each tablet with water, and drink the entire amount of water over 15 to 20 minutes.

IMPORTANT: If you experience preparation related symptoms (for example nausea, bloating, or cramping), pause or slow the rate of drinking the additional water until your symptoms diminish.

Drink additional water

3. Approximately 1 hour after the last tablet is ingested, fill the provided container again with 16 ounces of water (up to the fill line), and drink the entire amount over 30 minutes.
4. Approximately 30 minutes after finishing the second container of water, fill the provided container with 16 ounces of water (up to the fill line), and drink the entire amount over 30 minutes.

Dose 2 Day of the Colonoscopy

- 6 hours prior to your colonoscopy arrival time open the second bottle of 12 tablets.
- **Repeat STEP 1 through STEP 4 from dose 1.**

No gum, hard candies, breath mints, or LIQUIDS 3 hours prior to your arrival time.

IMPORTANT: You must complete all SUTAB tablets and required water at least 3 hours before colonoscopy.



Gastroenterology
& Hepatology
ASSOCIATES OF MID-MICHIGAN, PC

Preparing for your Colonoscopy

IMPORTANT – Please Read These Instructions at Least 2 Weeks Before your Colonoscopy.

If you need to reschedule, cancel, or have any questions about your procedure please contact 989-839-0750 before 4.p.m.

What is a Colonoscopy?

Colonoscopy is a procedure that allows your physician to examine the lining of the entire large intestine (colon) from the rectum to the lower end of the small intestine for any abnormalities such as inflamed tissue, polyps, ulcers or bleeding. A small fiber optic flexible tube is gently inserted into the anus and advanced into the colon. If an area needs further evaluation a biopsy will be taken. Biopsies do not imply cancer and most polyps are not cancerous. Removal of polyps is one of the best means of preventing colorectal cancer.

Learn what you need to do to prepare for your colonoscopy:

- *Three days before your colonoscopy, stop taking any fiber supplements or anti-diarrheal medication.*
- *Avoid the following; foods with seeds (tomatoes, cucumbers) and foods difficult to digest (corn, nuts, popcorn)*
- *One day before, go on a clear-liquid diet.*

Important: You will need to arrange for a responsible driver over the age of 18 to drive you home after your colonoscopy. You will be sedated for your procedure which will impair your reflexes and judgement. Your test will have to be rescheduled if you don't have someone to accompany you home.



Gastroenterology
& Hepatology
ASSOCIATES OF MID-MICHIGAN, PC

Three Days before your procedure

Start preparing three days before your colonoscopy. For example, if your colonoscopy is scheduled for Wednesday, you would start Sunday morning.

- *Stop taking any fiber supplements and anti-diarrheal medication.*
- *Some of the medications you take may need to be stopped or adjusted temporarily before your colonoscopy.*
- *Avoid foods that contain red, pink, and purple dyes that may interfere with the test.*
- *Avoid the following; foods with seeds (tomatoes, cucumbers) and foods difficult to digest (corn, nuts, popcorn)*

*****Call our office if you have not been instructed regarding:***

- *If you're an insulin controlled diabetic*
- *Blood thinners- such as Aspirin, Coumadin, Effient, Plavix, Pradaxa, Xarelto, Brilinta or any other blood thinning product.*
- *History of Endocarditis (these may require antibiotics prior to your procedure)*

One day before procedure

- *Drink only clear liquids or certain light-colored beverages. (See the clear liquid chart on website gastroandhep.com)*
- *Do not eat solid foods.*
- *No smoking after midnight.*



Gastroenterology
& Hepatology
ASSOCIATES OF MID-MICHIGAN, PC

Day of the Colonoscopy

- *If your procedure is in the morning, you may need to get up earlier than usual to finish drinking.*
- *Nothing by mouth including: gum, hard candies, breath mints, or liquids 3 hours prior to your scheduled procedure.*
- *May take your medication with a sip of water. (If you've been instructed to do so.)*
- *Prior to leaving for your scheduled procedure the results from your prep should be a clear to light yellow liquid. If they are not, call the facility that will be performing your procedure. Failure to follow these instructions could result in the cancellation of your procedure.*
- *If you use an inhaler for asthma or COPD, please bring it with you to your appointment.*
- *Bring your insurance card and a photo ID.*
- *Do not bring valuables to your appointment.*
- *Friends and family may not watch your procedure.*
- *For the safety of our patients and staff, we ask that you leave any weapons at home.*

Female patients: *If you are pregnant or unsure if you are pregnant your colonoscopy may be canceled when you arrive. We strongly recommend that you take a pregnancy test if you are unsure. Please call 989.839.0750 before the procedure date to discuss this if you are or could be pregnant. If you are on your menstrual cycle it is "ok" to continue with your procedure as planned.*

After your procedure and upon discharge

- *Your physician will explain the results of the exam to you and your designated driver.*
- *Do not drive or operate machinery the rest of the day.*
- *Do not drink alcoholic beverages.*
- *Do not go to work. Rest and take it easy. For your safety you must have someone stay with you the remainder of the day due to the side effects of the sedation or your procedure may be canceled.*
- *Do not make critical decisions, sign legal documents or do anything that requires you to be alert and coordinated.*



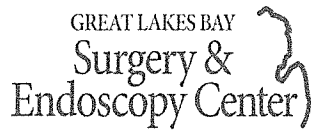
Gastroenterology
& Hepatology
ASSOCIATES OF MID-MICHIGAN, PC

Clear-Liquid Diet for Colonoscopy Preparation

One day before----and the day of your colonoscopy, you will be on a clear-liquid diet. The chart shows example of drinks you can include, and what to avoid. Starting the day before your procedure, don't eat any solid food until after your colonoscopy.

****Stop drinking liquids 3 hours before procedure.**

CLEAR LIQUIDS AND LIMITED LIGHT COLOR DRINKS ONLY	YES - OK TO DRINK:	NO - AVOID THESE:
	<ul style="list-style-type: none"> *Water *Tea and black coffee without any milk, or cream *Flavored water without red, pink, or purple dye *Clear, light colored juices such as apple, white grape, lemonade without pulp, and white cranberry *Clear broth including chicken, beef, or vegetable *Soda *Sports drinks such as Gatorade and Propel (light colors only) Popsicles without fruit or cream; no red, pink, or purple dye *Boost Breeze Tropical Juice drink *Jello no red, pink, or purple 	<ul style="list-style-type: none"> *Alcoholic beverages *Milk *Smoothies *Milkshakes *Cream *Orange juice *Grapefruit juice *Tomato juice *Soup (other than clear broth) *Cooked Cereal
<p>**Key- If you can read a paper through it - it's a clear liquid.</p>		




Dear Patient,

Your Physician has scheduled you for a procedure at Great Lakes Bay Surgery and Endoscopy Center in Midland. We are located just west of US-10 on Bay City Road. Please find a map and driving directions on the reverse side of this letter.

You must bring your driver’s license and insurance card to every visit.

You must have a responsible adult (18 or older) who will bring you to the Center, be available to review your discharge instructions and drive you home.

- Read and carefully follow any pre-procedure prep instructions that may be enclosed as a thorough preparation is **VITAL** to a successful procedure.
- **Your physician will determine if you require a COVID-19 test** and provide you with scheduling instructions. The testing must be completed four days before your procedure/surgery to prevent cancellation of your case. They will provide you with your results.



Approximately a week before your procedure you will receive a text message and/or email that will provide you with a unique link that will connect you to our secure Patient Health History form on SIS Exchange. You will be able to complete the form with a computer, tablet or on a cell phone. It is important that we get this information ahead of time in order for your anesthesia provider to plan your care. For questions or if you need help to complete the form, call our Pre-Procedure Nurse at (989) 495-9100.

We will call you two days before your procedure to confirm your appointment time.

Please call (989) 495-9100 with any questions regarding your procedure. Our website provides additional information about our services - www.glbsurgery.com.

Great Lakes Bay Surgery and Endoscopy is open Monday-Friday from 6:30 am - 4:30 pm. We appreciate the opportunity to partner with your physician to provide you with excellent care.

The Great Lakes Bay Surgery and Endoscopy Team

DIRECTIONS:

East (Bay City)

Take US-10 west to Bay City Rd. exit, turn left at W. Midland Rd. which turns into Bay City Rd.

West (Mt. Pleasant)

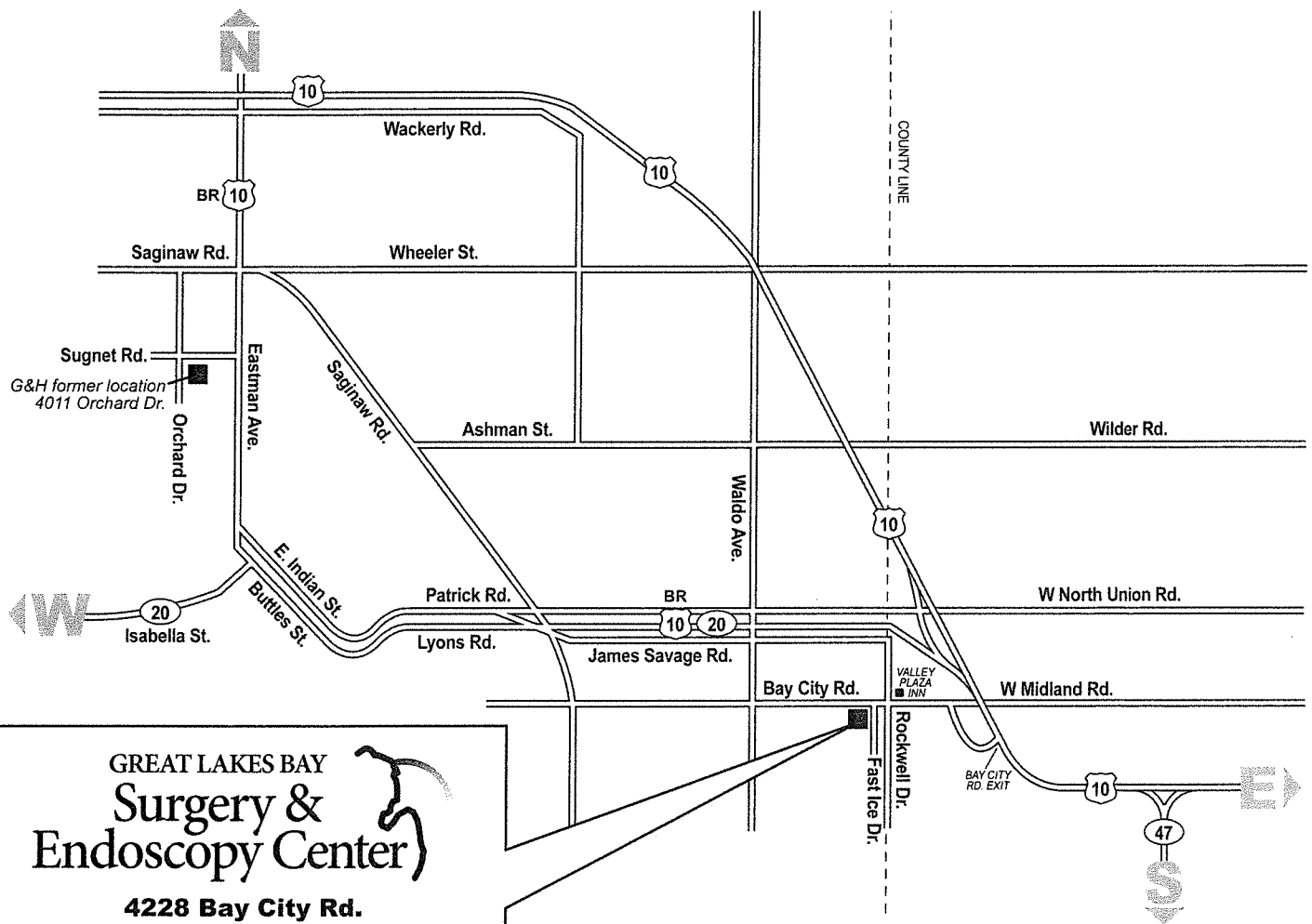
M-20 east, right at Buttles St./US-10 Business. Buttles St. turns into Lyons Rd. Continue to take US-10 Business east toward Bay City Rd. exit. Merge onto US-10 east, take Midland exit toward Bay City Rd. Turn left at W. Midland Rd. which turns into Bay City Rd.

South (Saginaw)

Take Midland Rd./M-47 north, exit onto US-10 west toward Midland, exit to Bay City Rd., turn left at W. Midland Rd. which turns into Bay City Rd.

North (Sanford)

US-10 east toward Bay City. Take Midland exit toward Bay City Rd. Turn left at W. Midland Rd. which turns into Bay City Rd.



GREAT LAKES BAY
Surgery & Endoscopy Center

4228 Bay City Rd.
Midland, Michigan 48642
Phone 989.495.9100 • Fax 989.495.9150

